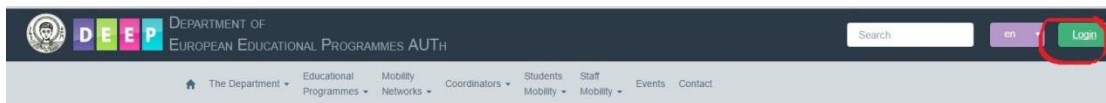


GUIDELINES FOR THE ON-LINE APPLICATION

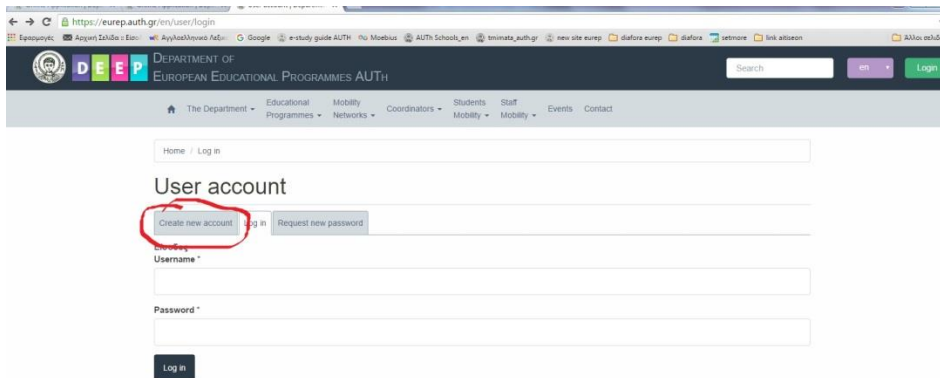
- BEFORE applying on-line, visit the link https://eurep.auth.gr/en/students/international/studies/online_application and read all information regarding the required documents that you will need to upload.

- The link for the on-line application is <https://eurep.auth.gr/en/incoming/internationalform> (it's on the webpage with the information regarding the on-line application).

- Click on login (see photo 1)



- Create a new account, choosing a user name and a password (see photo 2)

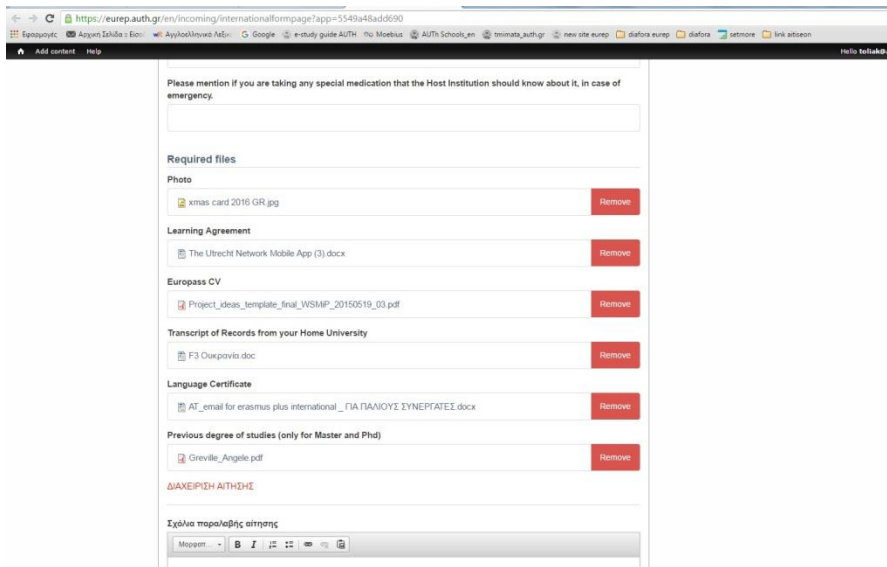


- Verify your account by clicking on the link that will be sent in the mail address you used

- After this procedure, you can login back and fill in your application form. (see photo 3)



- **When you fill in all the requested information, at the end of the webpage, you will be asked to upload your documents (see photo 4), otherwise the system will not allow you to submit the application.**



Please save your username and password for future reference.

Please make sure to fill in all the fields required.

Should you have further questions or you need clarifications, please don't hesitate to contact us.